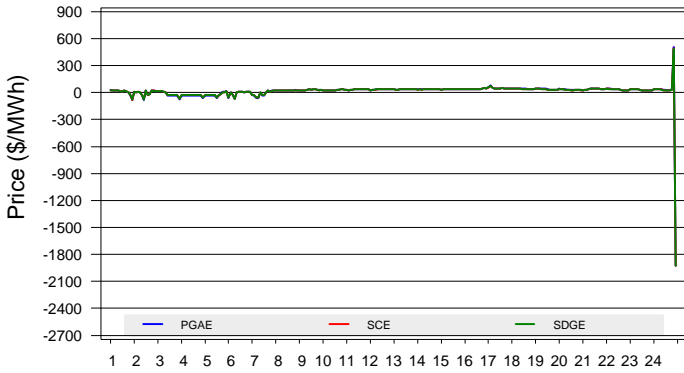
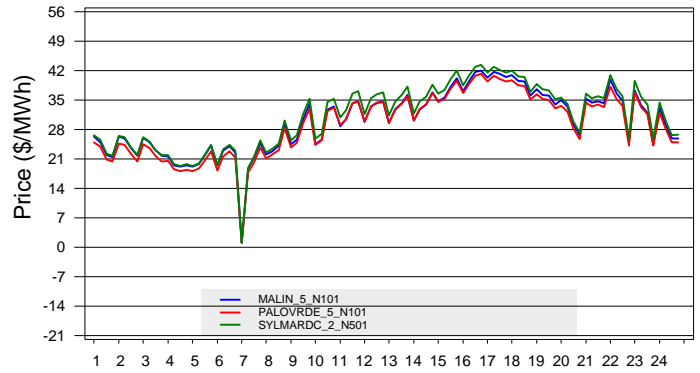


The information contained in this report is preliminary, subject to change without notice. No inference, decision, or conclusion should be made based on the information in this report or any series of these reports. Any questions regarding this report should be directed to CAISO Market Services.

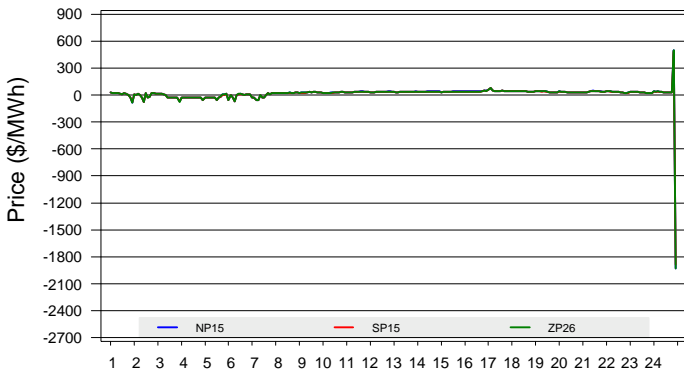
Default LAP LMPs



Selected Inter-Tie LMPs (HASP DATA)



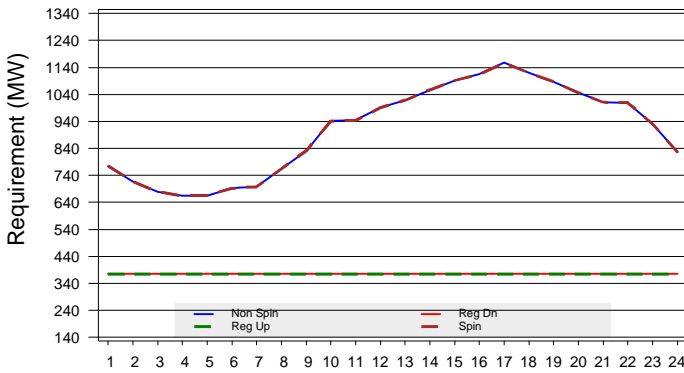
Trading Hub LMPs



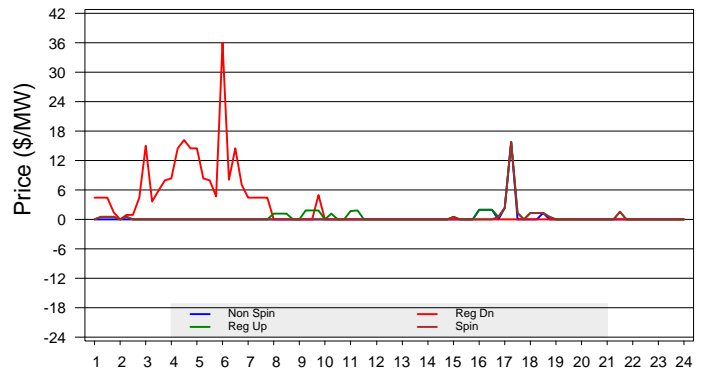
Selected Inter-Tie Shadow Prices

No Constraint is Binding

A/S Requirements



Average A/S Price



LMP Statistics for On and Off-Peak Hours (\$/MWh)

	NP15			SP15			ZP26			PG&E			SCE			SDGE		
	Max	Mean	Min	Max	Mean	Min	Max	Mean	Min	Max	Mean	Min	Max	Mean	Min	Max	Mean	Min
OFF	496.92	-17.51	-1925.14	485.82	-17.30	-1886.28	494.94	-17.58	-1925.18	507.88	-17.49	-1928.28	489.71	-17.56	-1928.28	483.35	-17.55	-1928.28
ON	77.02	32.24	-60.24	74.75	31.37	-58.87	75.71	31.72	-60.29	78.64	32.85	-61.90	75.80	31.91	-58.74	76.07	32.08	-58.33